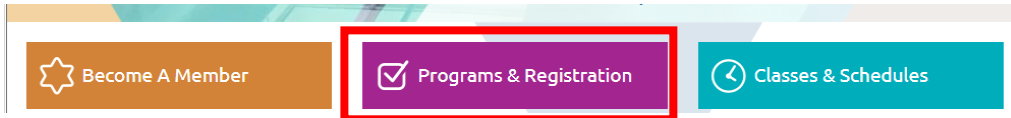


HOW TO REGISTER FOR PREMIUM CLASSES

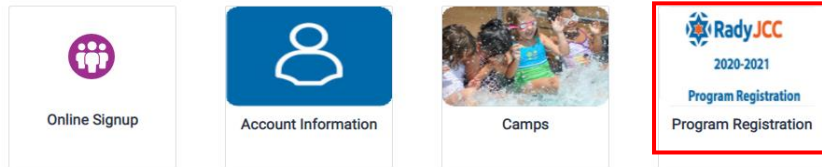
1. On the main Rady JCC web page, click on 'Programs & Registration'.



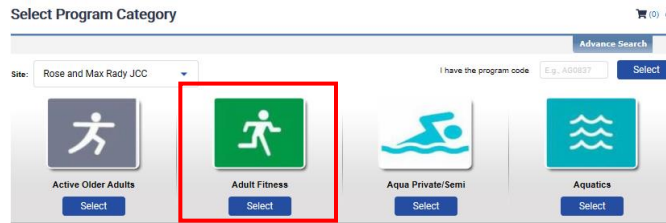
2. Click on the word 'HERE' to sign in for class registration.



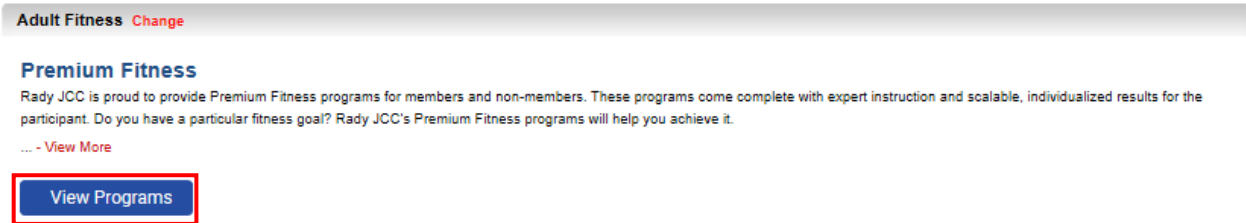
3. Click on 2020-2021 Program Registration.



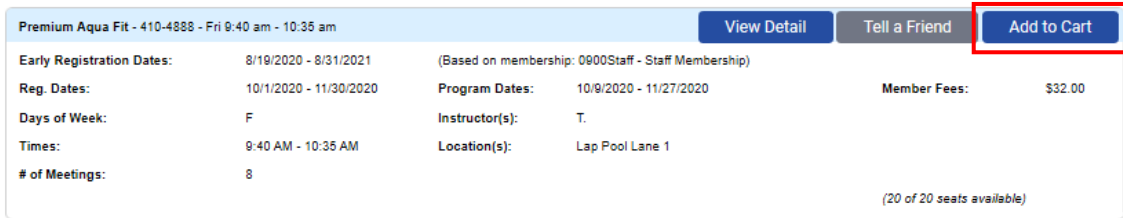
4. The Select Program Category window will open, click on 'Adult Fitness'.



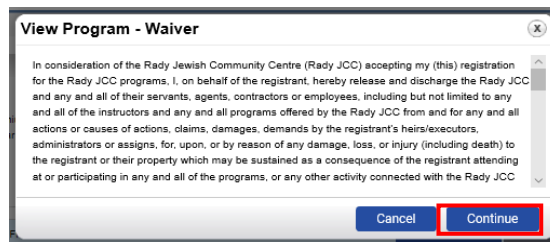
7. In the window that opens, click on 'View Programs' under 'Premium Fitness' to view available class details and make purchases.



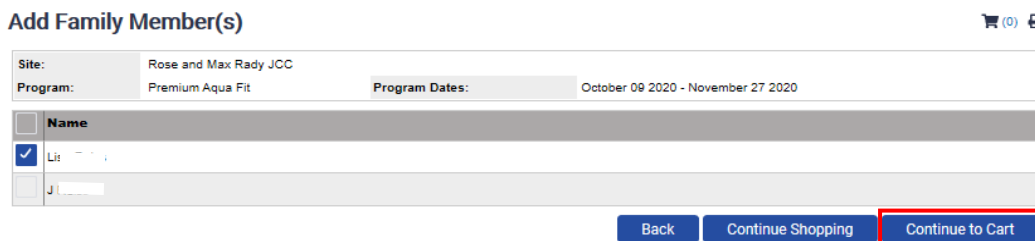
8. To purchase the class, click on 'Add to Cart'.



9. Click on 'Continue' to accept the waiver in order to complete the registration process.



10. Select the name of the person who is registering for the class and click 'Continue to Cart'.



HOW TO REGISTER FOR PREMIUM CLASSES

11. On the Payment Summary screen you will be able to:

- Confirm the class you are registering for and the total cost of the class.
- Select your payment method (credit card or gift card).
- Choose to use a credit card on file or enter a new credit card number.
- Enter your billing address.
- Enter a second confirmation email address.

12. Once you've selected and entered the correct information, click on 'Submit Payment' to complete your purchase.

Payment Summary



Item Name	Participant Name	Item Description	Quantity	Fee	Action
Premium Aqua Fit	L	Fri 9:40 am - 10:35 am	1	\$32.00	Remove View

Payment Method

Credit Card

Gift Card

Cart Amount	\$32.00
Tax	\$1.60
Total Payment Due	\$33.60

Billing Information

Use Card On File
Card Number:

Use this Card

Card Number:

Cardholder Name:

Expiration:

CVV2:

Billing Address

Confirmation

Upon completion, a confirmation will be sent to:

A copy of the confirmation will be sent to this email address (optional):

[Continue Shopping](#) [Submit Payment](#)